

Malaysia Company Guide

Sunway Construction Group

Version 15 | Bloomberg: SCGB MK | Reuters: SCOG.KL

Refer to important disclosures at the end of this report

DBS Group Research . Equity

8 Jul 2019

BUY (Upgrade from HOLD)

Last Traded Price (5 Jul 2019): RM2.12 (KLCI : 1,682.53)

Price Target 12-mth: RM2.70 (27% upside) (Prev RM1.91)

Analyst

Tjen San CHONG, CFA +60 3 26043972 tjensan@alliancedbs.com

What's New

- Upgrade to BUY, new TP of RM2.70
- Order book beefed up by new domestic wins; aiming for overseas win in 2H19
- Pure play contractors to command premium as construction cycle returns
- PE of 11-13x (ex cash) is not excessive
- Raise FY19-21F earnings by 5-7%

Price Relative



Forecasts and Valuation

FY Dec (RMm)	2018A	2019F	2020F	2021F
Revenue	2,257	2,501	2,565	2,630
EBITDA	218	224	245	268
Pre-tax Profit	183	180	197	217
Net Profit	145	144	158	174
Net Pft (Pre Ex.)	145	144	158	174
Net Pft Gth (Pre-ex) (%)	5.0	(0.6)	9.6	10.2
EPS (sen)	11.2	11.1	12.2	13.4
EPS Pre Ex. (sen)	11.2	11.1	12.2	13.4
EPS Gth Pre Ex (%)	5	(1)	10	10
Diluted EPS (sen)	11.2	11.1	12.2	13.4
Net DPS (sen)	7.50	5.56	6.09	6.72
BV Per Share (sen)	45.7	51.3	57.4	64.1
PE (X)	18.9	19.1	17.4	15.8
PE Pre Ex. (X)	18.9	19.1	17.4	15.8
P/Cash Flow (X)	14.5	12.1	13.3	12.2
EV/EBITDA (X)	11.3	10.7	9.5	8.5
Net Div Yield (%)	3.5	2.6	2.9	3.2
P/Book Value (X)	4.6	4.1	3.7	3.3
Net Debt/Equity (X)	CASH	CASH	CASH	CASH
ROAE (%)	25.3	22.9	22.4	22.1
Earnings Rev (%)		0	5	7
Consensus EPS (sen):		11.4	12.3	12.2
Other Broker Recs:		B: 3	S: 4	H: 7

Source of all data on this page: Company, AllianceDBS, Bloomberg Finance L.P

Racking up new contract wins

Upgrade to BUY, new TP RM2.70. Sunway Construction Group's (SCGB) impeccable execution track record will make it a good proxy for both local public and private sector projects. It is also making inroads into overseas markets. We upgrade our rating to BUY as we expect the market to discount SCGB's weaker FY19F earnings and position for earnings and order book recovery in FY20F. Valuations at FY20-21F price-to-earnings (PE) of 11x-13x (ex-cash basis) are not excessive taking into account its execution and balance sheet strength.

Where we differ: Despite seemingly higher valuations on SCGB, we expect this premium to widen given its impeccable execution, net cash balance sheet with sustainable dividend payouts and improving visibility of project flows. As the construction cycle turns more positive in 2020, purer play contractors like SCGB should trade at a premium to the more diversified players.

Key catalysts. SCGB has exceeded its RM1.5bn new order forecast for FY19F with YTD wins of RM1.54bn. It remains confident of sizeable overseas wins in 2H19. A flawless execution track record, faster recovery in its precast division leading to potential uplift in earnings and sustained dividend payouts could be the next catalysts for the stock.

Valuation:

Upgrade to BUY, TP set at RM2.70. Our target price (TP) is based on sum-of-parts (SOP) valuation to reflect the growing contribution from its high-margin precast business.

Key Risks to Our View:

The timely execution of its peak order book is crucial to minimising the risk of any earnings cuts. With its strong execution track record and experience, we believe the group is able to execute the projects in a timely manner.

At A Glance

Issued Capital (m shrs)	1,289
Mkt. Cap (RMm/US\$m)	2,734 / 661
Major Shareholders (%)	
Sunway Berhad	55.6
Tan Sri Jeffrey Cheah & Family	7.6
Free Float (%)	
3m Avg. Daily Val (US\$m)	0.43

ICB Industry : Industrials / Construction & Materials



Sunway Construction Group

WHAT'S NEW

Construction revival to boost long term earnings

Premium for pure play contractors. We are upgrading our rating on SCGB to BUY and lifting our SOP-derived TP to RM2.70/share. This is factoring in the company's higher order book of RM5.5bn (vs RM4bn previously).

This is certainly justified now with strong YTD wins of RM1.54bn, a tad higher than its guidance of RM1.5bn. Its current outstanding order book now is estimated at RM6.2bn.

Valuations at FY20-21F PE of 11x-13x (ex-cash basis) are not excessive. We expect the market to continue assigning a premium to SCGB for its impeccable execution and strong balance sheet.

Despite its seemingly higher valuations, we expect this premium to potentially widen as the construction cycle turns more positive in 2020. Purer play contractors like SCGB should trade at a premium to the more diversified players.

Factoring in new orders. We also raise our earnings estimates for SCGB in FY20/21F by 5-7% to factor in higher construction and precast new order wins of RM2bn for FY19F (vs RM1.7bn previously) and RM2.15bn (vs RM1.95bn previously). We assume a balance of RM290m new construction orders for FY19F.

We expect FY19F earnings to be relatively soft as precast margins will only see recovery in FY20F but we expect the market to discount this and look ahead to FY20F and beyond.

YTD wins exceed internal forecast. SCGB's more recent wins have come from three projects:

1. PETRONAS Leadership Centre for a total contract sum of RM310m. This project shall commence on 1 August 2019 and is expected to be completed on 31 March 2021;
2. Earthwork, Temporary Works, Piling Works and Secant Bored Pile Wall Works for the Proposed Mixed Development (Parcel CP2), Bandar Sunway for a total contract sum of RM119m. The CP2 Project shall commence on 15 July 2019 and is expected to be completed on 14 March 2021;
3. Nominated Sub-Contractor works from Ssangyong Engineering & Construction Co for Proposed Mixed Commercial which consists of Service Suites, Hotels and Office Block in Jalan Ampang for a total contract sum of RM67.8m. The project shall commence on 1 July 2019 and is expected to be completed on 3 May 2022.

With these three wins, YTD wins now amount to RM1.54bn (vs its initial target of RM1.5bn). While there are outstanding

tenders locally, an overseas contract win will certainly see SCGB exceed this forecast by a large margin.

Optimistic on overseas tenders. SCGB is banking on two main overseas markets – Myanmar and India. In Myanmar, it has an existing memorandum of understanding (MOU) with Capital Construction Limited, the construction arm of Capital Diamond Star Group, a Myanmar based conglomerate to bid for internal and external projects. We understand that there is a mixed development project in the near term which may be awarded ahead of the initially expected hospital project.

It has also bid for three highway projects in India under the Hybrid Annuity Model (HAM). The structure of HAM entails a 40% upfront payment from the Indian government while the balance 60% will be financed by the contractor and paid over a 15-year period by the Indian government, including interest.

There is also a guaranteed 80% land acquisition before construction work starts. With the contractor taking on no traffic and land acquisition risk, but merely lending its balance sheet strength for the balance 60% financing, the risk reward appears more favourable than contracts in the past.

It is also bidding for piling contracts in Singapore with boring rigs already transferred there.

More local tenders in the pipeline. On the local front, there will only be one internal project this year which is Sunway Southquay RC 2, a mixed development with a potential contract value of RM200-300m.

Another outstanding tender is the KLCC podium project which collectively could be worth RM300m. SCGB will also continue to bid for more Light Rail Transit 3 (LRT 3) piling projects and other residential projects while also exploring some hospital related jobs in Sarawak.

For the East Coast Railway Link (ECRL), SCGB will likely focus on more specialist works such as piling and relocation of cables.

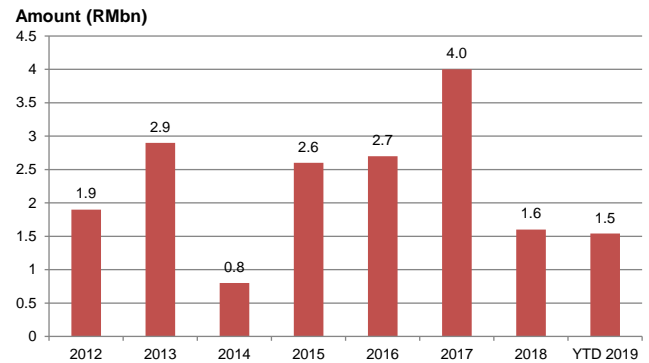
Sunway Construction Group

YTD wins

Contract	Amount (RMm)
Campus Development (Phase 2) Tenaga Nasional Berhad	781.3
LRT 3 - GS10 piling work	47.6
LRT 3 - GS06 piling work	12.8
Transit Oriented Development - Plot 7MD7	38.8
Big Box Hotel (14 floor, 288 rooms)	99.5
Kallang Whampoa C57 (Precast)	29.5
Precast -others	3.8
Punggol North C14	26.6
CP2 Earthworks and piling	119
Oxley Mixed Development, Jalan Ampang	67.8
Petronas leadership Centre, Bangi	310
Total	1536.7

Source: Company, AllianceDBS

Historical new order wins



Source: Company, AllianceDBS

Earnings trajectory to pick up in 4Q19. SCGB's 1Q19 net profit fell 14% y-o-y. We only expect more meaningful earnings delivery in 4Q19 due to;

- i) weak manufacturing margins, with current projects still yielding low margins and,
- ii) no real clarity on its key project LRT 3 (package GS 07 and GS 08) in terms of the revised project value. This has resulted in slow revenue recognition so far.

However, earnings could pick up in 4Q19 as precast margins gradually normalise, LRT 3 works ramp up and the finalisation of accounts for Putrajaya Parcel F with potential prolongation costs may lift 4Q19 net profit.

We are also encouraged that SCGB has managed to win all the Mechanical and Engineering portion (MEP) for its Tenaga Nasional project in Bangsar. This portion is RM150m out of the total contract amount of RM781m and will likely result in better margins for SCGB.

Sunway Construction Group

Outstanding order book

Projects	Outstanding (RMm)
Infrastructure	
MRT Package V201 + S201 (Sungai Buloh- Persiaran Dagang)	359
LRT 3 : Package GS07-08	1929
Piling works	61
Piling works - Y19	99
Building	
Putrajaya Parcel F	69
TNB HQ Campus	781
Gas Distirct Cooling Plant	6
PPA1M Kota Bahru	141
Nippon Express	48
Internal	
Sunway Velocity Medical Centre	10
SMC 4	429
Emerald Residences	8
Big Box - Iskandar	45
Sunway Serene	306
Velo 2	343
3C4	96
Sunway GEOLake	161
Carnival Mall Ext	247
SMC Seberang Jaya	163
Velocity Ecodeck	9
M&E Works	6
Big Box- Hotel	100
Singapore	
Precast	316
Total	5732
Recent wins	496.8
Grand Total	6228.8

Source: Company, AllianceDBS

LRT 3 margins intact but revised contract value expected.

There has been little progress in terms of the revised contract value for its LRT 3 GS07 and 08 projects. On the positive side, we understand that payment from Prasarana Malaysia Berhad (owner and operator of LRT 3) has been more forthcoming. SCGB has kept work progress on schedule, despite the delayed completion of the whole project in 2024.

To recap, SCGB has a total of six stations for its GS 07 and GS 08 packages of the LRT 3 project. While none of these stations will be scrapped, the value of these packages will be reduced. Assuming a 50% reduction for all six stations at an assumption of RM100m per station (initial cost), RM300m or 13% of the total contract value could be shaved. We have accounted for this.

Sunway Construction Group

Peers comparison

	Market Cap	Rec.	TP	Diluted PE (x)		P/NTA (x)		Div Yield (%)		ROE (%)		Market cap/order book (x)
	(USDm)		(Local currency)	CY19	CY20	CY19	CY20	CY19	CY20	CY19	CY20	
Malaysia												
Gamuda	2,028.5	BUY	4.65	12.2	11.4	1.0	1.0	2.6	2.6	8.7	8.8	0.9
IJM	1,986.1	BUY	2.55	18.4	16.7	0.8	0.8	1.9	1.9	4.7	5.0	1.0
WCT	345.2	BUY	1.37	12.5	12.0	0.4	0.4	2.2	2.2	3.6	3.7	0.3
Muhibbah Eng	321.9	BUY	3.55	9.0	8.6	1.1	1.0	2.2	2.3	12.6	12.0	0.8
Kimlun	110.0	BUY	2.16	7.0	6.4	0.6	0.5	3.4	3.8	10.2	10.4	0.2
SunCon	525.0	BUY	2.70	18.0	16.4	3.9	3.5	2.8	3.0	22.9	22.4	0.5
Simple Average				12.9	11.9	1.3	1.2	2.5	2.6	10.5	10.4	0.6

Source: AllianceDBS

Price date: 4 Jul 2019

Sunway Construction Group

CRITICAL DATA POINTS TO WATCH

Reliable track record. SCGB's construction division stands strong given its reliable execution track record, despite the current soft and less visible project flows. Given its well-established brand name and strong execution track record, we believe the group will still be relevant for both private and public sector projects. SCGB has solidified its position in MRT Line 2 and LRT 3 projects.

Stronger infrastructure order book. After a strong 2017 with RM4bn new wins, 2018 new wins moderated to RM1.55bn while its outstanding order book is currently at RM6.2bn. 2018 new wins have largely been driven by job flows from its parent company.

The RM1.2bn Mass Rapid Transit (MRT) V201 package is progressing smoothly. We have already taken the cost reduction in contract value of LRT 3 into account. Note that the raw material requirements for MRT aboveground works are borne by the government, but this is not the case for the LRT project.

Some headwinds for precast but turnaround expected in 2020. SCGB's precast segment is expected to contribute a larger share of earnings to the group. SCG's precast division made up 6-16% of revenue in FY12-FY18. It was the largest earnings contributor in FY15, accounting for 57% of the group's earnings before interest and taxes (EBIT) but fell to 16% in FY17.

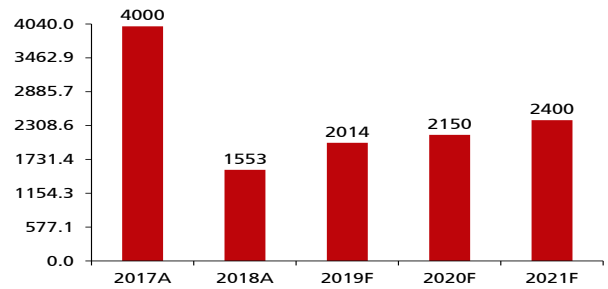
The group believes normalised margins are within the 15% range but remained weak in 2018 at just 1%. Profitability has been impacted by current projects which still have low margins and also higher prices for steel bar which constitutes 40% of its total cost. We now expect meaningful improvement in its precast business in 2020.

The total capacity for both its Senai and Iskandar plants is 156,000m³ per annum. This will double post the completion of its Industrial Concrete Precast Hub in Singapore in the next three years.

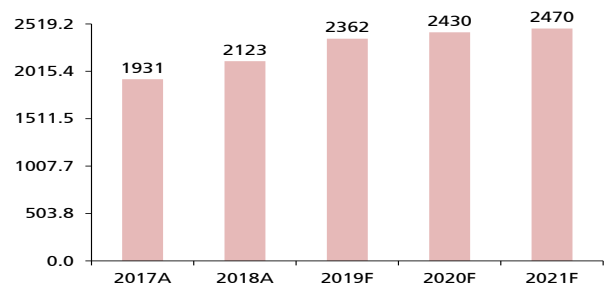
What's in store for FY19F? With YTD contract wins of RM1.54bn and the construction landscape improving locally, there is room for more wins this year. An overseas contract win will certainly see SCGB exceed this forecast by a larger margin.

SCGB is banking on two main overseas markets – Myanmar and India. In Myanmar, it has an existing memorandum of understanding (MOU) with Capital Construction Limited, the construction arm of Capital Diamond Star Group, a Myanmar based conglomerate to bid for internal and external projects. It has also bid for three highway projects in India under HAM.

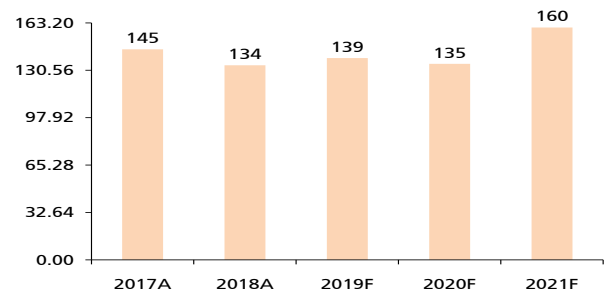
New order wins



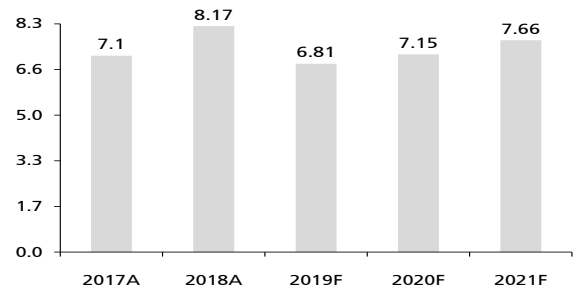
Construction revenue



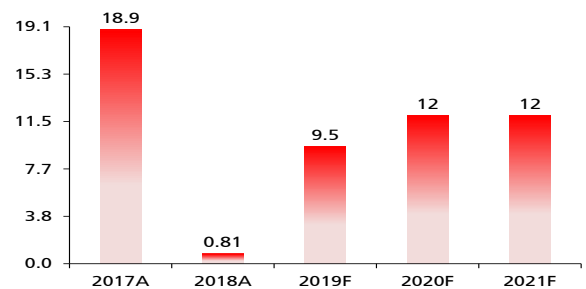
Precast revenue



Construction EBIT margins



Precast EBIT margins

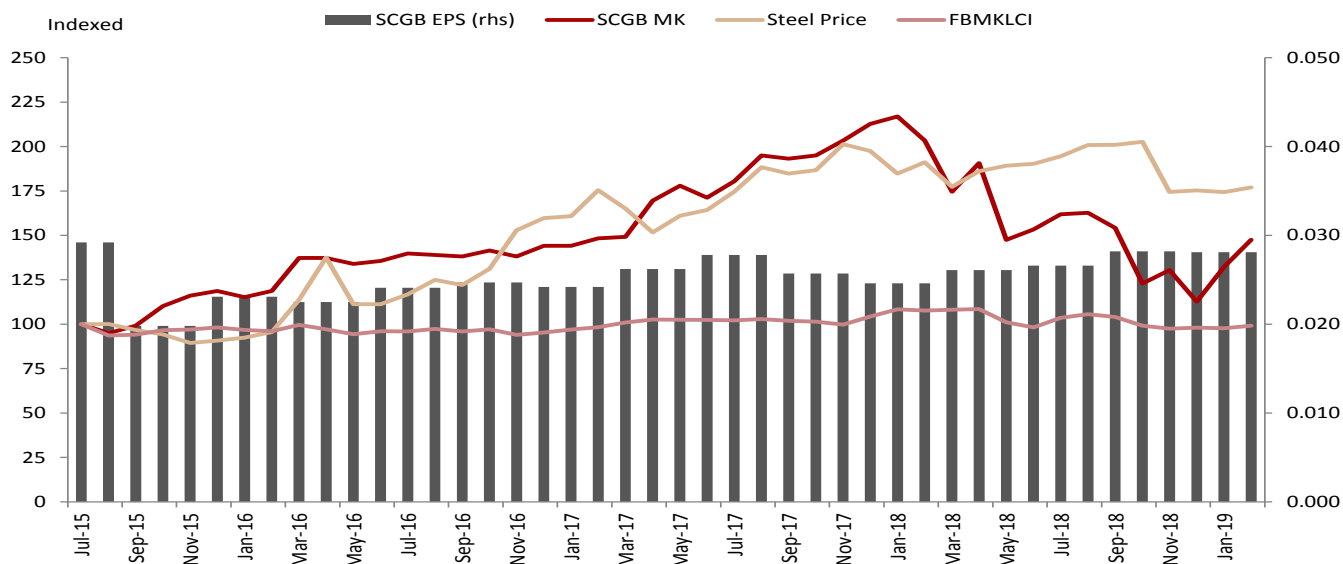


Source: Company, AllianceDBS

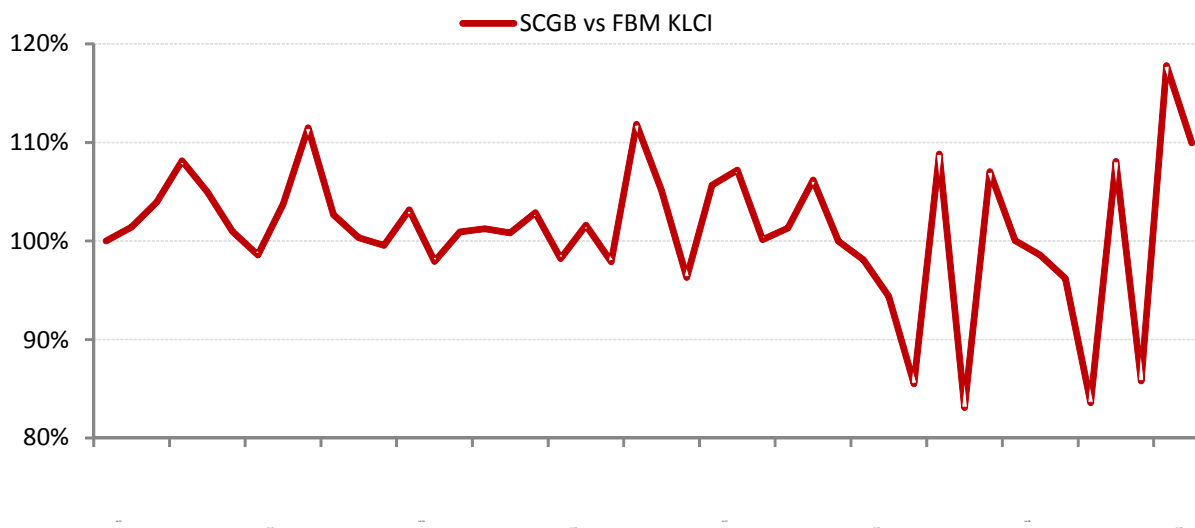
Sunway Construction Group

Appendix 1: A look at Company's listed history – what drives its share price?

SCGB's share price performance



SCGB's share price performance vs KLCI



SCGB had its initial public offering (IPO) on July 2015. So far, it appears that contract wins have been the main share driver given that it is a pure play construction stock. From January to March 2016, SCGB share price rose due to the announcement of its RM1.2bn V201 package for MRT Line 2. On a cost per km basis, the contract was also c.30% higher than its MRT Line 1 package.

In January to April 2017, SCGB's share price also performed well likely due to expectations of being classified as a Shariah-compliant stock again, coupled with some other contract wins worth a total of RM431m. In October 2017, SCGB announced sizeable contract wins, the largest being a RM2.2bn contract for LRT 3.

The company's share price has remained relatively unchanged, despite its outstanding order book hitting an all-time high of RM6.7bn. This leads us to believe that improved earnings delivery arising from smooth execution will be more an important re-rating catalyst now. After the 14th General Elections (GE14) in May 2018, the stock has underperformed the KLCI in line with most construction stocks. However, it has since rebounded as it replenished its order book with RM1.55bn new orders in FY18.

Sunway Construction Group

Balance Sheet:

Strong balance sheet and cash generation ability. As at 31 March 2019, the group had a net cash position of RM405m and minimal working capital requirements going forward. We estimate the group will retain its strong balance sheet with a net cash position in FY19F and FY20F. Its return on average equity ROAE is expected to hover around the 22-23% level.

Share Price Drivers:

Executing order book and LRT 3. SCG's outstanding order book now stands at RM6.2bn. This gives it about two years of revenue visibility. The largest project is LRT 3 (package G7 and G8) which accounts for 31% of its order book. The execution of and payment collection for this project are quite vital for SCGB.

Recovery in precast margins only in FY20F. We expect more significant improvements in SCGB's precast business in FY20F. The new jobs secured so far will only start to contribute more meaningfully in 4QFY19F.

Dividend payout policy of at least 35%. SCGB is committed to distributing a minimum 35% of its core profit to shareholders, which is uncommon among construction players. This could be attributable to its sizeable operations, with a large asset base that requires little capital expenditure (capex) ahead. We have imputed a 50% dividend payout ratio, based on our strong net cash forecasts. This translates into decent yields of more than 3%.

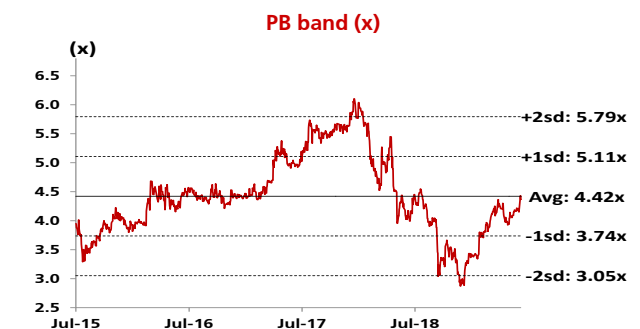
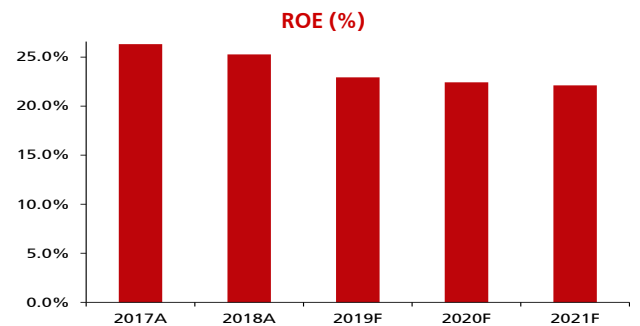
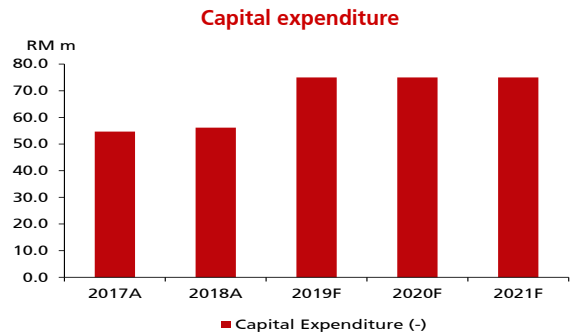
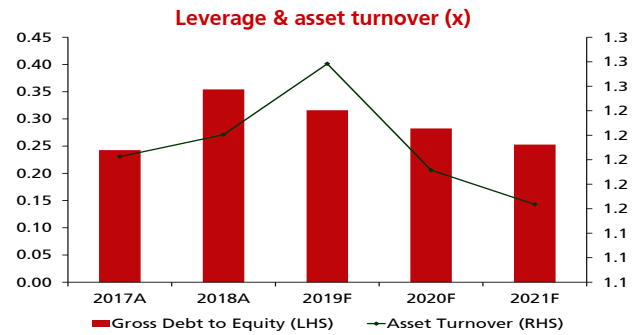
Key Risks:

Delays in construction. There may be project cost overruns due to several factors such as design and engineering issues and soil conditions.

Fluctuating prices of raw materials. The construction business typically requires a wide range of raw materials including steel bars, ready-mixed concrete, diesel, electrical cables and fittings, which are all subject to price fluctuations.

Company Background

An established player with 30 years of heritage, Sunway Construction Group (SCGB) is one of Malaysia's largest construction companies. It adopts an integrated business model that covers various phases of construction activities, from project design to completion.



Source: Company, AllianceDBS

Sunway Construction Group

Key Assumptions

FY Dec	2017A	2018A	2019F	2020F	2021F
New order wins	4,000	1,553	2,014	2,150	2,400
Construction EBIT margins (%)	7.10	8.17	6.81	7.15	7.66
Precast EBIT margins (%)	18.9	0.81	9.50	12.0	12.0

Segmental Breakdown

FY Dec	2017A	2018A	2019F	2020F	2021F
Revenues (RMm)					
Construction	1,931	2,123	2,362	2,430	2,470
Precast Concrete	145	134	139	135	160
Total	2,076	2,257	2,501	2,565	2,630
EBIT (RMm)					
Construction	137	174	161	174	189
Precast Concrete	27.5	1.09	13.2	16.2	19.2
Total	165	175	174	190	208

Income Statement (RMm)

FY Dec	2017A	2018A	2019F	2020F	2021F
Revenue	2,076	2,257	2,501	2,565	2,630
Cost of Goods Sold	(1,640)	(1,782)	(2,011)	(2,051)	(2,090)
Gross Profit	437	474	490	514	539
Other Opng (Exp)/Inc	(272)	(300)	(316)	(324)	(331)
Operating Profit	165	175	174	190	208
Other Non Opg (Exp)/Inc	0.0	0.0	0.0	0.0	0.0
Associates & JV Inc	2.15	0.73	0.0	0.0	0.0
Net Interest (Exp)/Inc	7.39	7.74	5.70	6.99	8.56
Exceptional Gain/(Loss)	0.0	0.0	0.0	0.0	0.0
Pre-tax Profit	174	183	180	197	217
Tax	(36.2)	(38.0)	(36.0)	(39.4)	(43.4)
Minority Interest	(0.1)	(0.3)	0.0	0.0	0.0
Preference Dividend	0.0	0.0	0.0	0.0	0.0
Net Profit	138	145	144	158	174
Net Profit before Except.	138	145	144	158	174
EBITDA	205	218	224	245	268
Growth					
Revenue Gth (%)	16.1	8.7	10.8	2.5	2.5
EBITDA Gth (%)	10.5	6.5	2.8	9.4	9.3
Opg Profit Gth (%)	10.0	6.1	(0.3)	9.1	9.8
Net Profit Gth (Pre-ex) (%)	11.6	5.0	(0.6)	9.6	10.2
Margins & Ratio					
Gross Margins (%)	21.0	21.0	19.6	20.0	20.5
Opg Profit Margin (%)	7.9	7.7	7.0	7.4	7.9
Net Profit Margin (%)	6.6	6.4	5.7	6.1	6.6
ROAE (%)	26.3	25.3	22.9	22.4	22.1
ROA (%)	8.0	7.8	7.3	7.3	7.7
ROCE (%)	21.9	20.3	17.8	18.0	18.3
Div Payout Ratio (%)	51.6	67.0	50.0	50.0	50.0
Net Interest Cover (x)	NM	NM	NM	NM	NM

Source: Company, AllianceDBS

Sunway Construction Group

Quarterly Income Statement (RMm)

FY Dec	1Q2018	2Q2018	3Q2018	4Q2018	1Q2019
Revenue	529	544	557	626	440
Other Oper. (Exp)/Inc	(486)	(502)	(513)	(581)	(402)
Operating Profit	42.7	42.0	44.8	45.1	38.2
Other Non Opg (Exp)/Inc	0.0	0.0	0.0	0.0	0.0
Associates & JV Inc	0.0	0.0	0.0	0.73	0.0
Net Interest (Exp)/Inc	0.97	3.16	2.15	1.47	1.93
Exceptional Gain/(Loss)	0.0	0.0	0.0	0.0	0.0
Pre-tax Profit	43.7	45.2	46.9	47.3	40.1
Tax	(7.9)	(9.3)	(10.4)	(10.4)	(8.5)
Minority Interest	0.03	0.0	(0.1)	(0.3)	(0.6)
Net Profit	35.9	35.9	36.4	36.6	31.0
Net profit bef Except.	35.9	35.9	36.4	36.6	31.0
EBITDA	42.7	42.0	44.8	45.8	38.2

Growth

Revenue Gth (%)	(29.3)	2.8	2.4	12.3	(29.7)
EBITDA Gth (%)	5.3	(1.7)	6.6	2.3	(16.6)
Opg Profit Gth (%)	11.2	(1.7)	6.6	0.6	(15.2)
Net Profit Gth (Pre-ex) (%)	12.8	0.1	1.5	0.4	(15.2)

Margins

Opg Profit Margins (%)	8.1	7.7	8.0	7.2	8.7
Net Profit Margins (%)	6.8	6.6	6.5	5.8	7.0

Balance Sheet (RMm)

FY Dec	2017A	2018A	2019F	2020F	2021F
Net Fixed Assets	152	164	189	208	224
Invt in Associates & JVs	0.0	44.7	44.7	44.7	44.7
Other LT Assets	5.45	6.58	6.58	6.58	6.58
Cash & ST Invt	487	485	564	616	678
Inventory	24.4	30.0	26.8	27.3	27.9
Debtors	1,195	1,059	1,247	1,279	1,311
Other Current Assets	21.9	22.9	22.9	22.9	22.9
Total Assets	1,886	1,812	2,101	2,205	2,316
ST Debt	135	114	114	114	114
Creditor	1,184	995	1,212	1,236	1,260
Other Current Liab	5.63	14.6	14.6	14.6	14.6
LT Debt	0.0	96.3	96.3	96.3	96.3
Other LT Liabilities	6.47	0.57	0.57	0.57	0.57
Shareholder's Equity	554	591	663	742	829
Minority Interests	1.12	1.44	1.44	1.44	1.44
Total Cap. & Liab.	1,886	1,812	2,101	2,205	2,316
Non-Cash Wkg. Capital	51.7	103	70.8	78.2	87.0
Net Cash/(Debt)	353	275	354	406	468
Debtors Turn (avg days)	185.2	182.3	168.3	179.7	179.8
Creditors Turn (avg days)	240.6	228.7	205.3	223.8	224.4
Inventory Turn (avg days)	5.5	5.7	5.3	4.9	5.0
Asset Turnover (x)	1.2	1.2	1.3	1.2	1.2
Current Ratio (x)	1.3	1.4	1.4	1.4	1.5
Quick Ratio (x)	1.3	1.4	1.4	1.4	1.4
Net Debt/Equity (X)	CASH	CASH	CASH	CASH	CASH
Net Debt/Equity ex MI (X)	CASH	CASH	CASH	CASH	CASH
Capex to Debt (%)	40.6	26.8	35.7	35.7	35.7
Z-Score (X)	3.0	3.1	3.1	3.1	NA

Source: Company, AllianceDBS

Sunway Construction Group

Cash Flow Statement (RMm)

FY Dec	2017A	2018A	2019F	2020F	2021F
Pre-Tax Profit	174	183	180	197	217
Dep. & Amort.	40.2	43.5	50.1	55.4	59.5
Tax Paid	(36.2)	(38.0)	(36.0)	(39.4)	(43.4)
Assoc. & JV Inc/(loss)	0.0	0.0	0.0	0.0	0.0
Chg in Wkg.Cap.	(24.7)	(59.3)	32.1	(7.4)	(8.8)
Other Operating CF	(91.1)	59.7	0.0	0.0	0.0
Net Operating CF	62.4	189	226	205	224
Capital Exp.(net)	(54.7)	(56.2)	(75.0)	(75.0)	(75.0)
Other Invt.(net)	0.0	0.0	0.0	0.0	0.0
Invt in Assoc. & JV	0.0	0.0	0.0	0.0	0.0
Div from Assoc & JV	0.0	0.0	0.0	0.0	0.0
Other Investing CF	89.2	(17.7)	0.0	0.0	0.0
Net Investing CF	34.5	(73.8)	(75.0)	(75.0)	(75.0)
Div Paid	(71.1)	(96.9)	(71.9)	(78.8)	(86.8)
Chg in Gross Debt	(1.9)	75.3	0.0	0.0	0.0
Capital Issues	0.0	0.0	0.0	0.0	0.0
Other Financing CF	(2.5)	(95.9)	0.0	0.0	0.0
Net Financing CF	(75.4)	(118)	(71.9)	(78.8)	(86.8)
Currency Adjustments	0.0	0.0	0.0	0.0	0.0
Chg in Cash	21.5	(2.4)	79.1	51.7	62.5
Opg CFPS (sen)	6.73	19.2	15.0	16.5	18.0
Free CFPS (sen)	0.59	10.3	11.7	10.1	11.6

Source: Company, AllianceDBS

Target Price & Ratings History



Note: Share price and Target price are adjusted for corporate actions.

S.No.	Date of Report	Closing Price	12-mth Target Price	Rating
1:	17 Aug 18	1.99	2.04	HOLD
2:	14 Nov 18	1.53	2.04	HOLD
3:	21 Nov 18	1.60	1.66	HOLD
4:	04 Jan 19	1.44	1.66	HOLD
5:	20 Feb 19	1.76	1.66	HOLD
6:	26 Feb 19	1.76	1.66	HOLD
7:	19 Mar 19	1.85	1.66	HOLD
8:	15 Apr 19	1.96	1.66	HOLD
9:	06 May 19	2.00	1.66	HOLD
10:	17 May 19	1.90	1.91	HOLD
11:	27 Jun 19	2.04	1.91	HOLD

Source: AllianceDBS

Analyst: Tjen San CHONG

AllianceDBS recommendations are based on an Absolute Total Return* Rating system, defined as follows:

STRONG BUY (>20% total return over the next 3 months, with identifiable share price catalysts within this time frame)

BUY (>15% total return over the next 12 months for small caps, >10% for large caps)

HOLD (-10% to +15% total return over the next 12 months for small caps, -10% to +10% for large caps)

FULLY VALUED (negative total return i.e. > -10% over the next 12 months)

SELL (negative total return of > -20% over the next 3 months, with identifiable catalysts within this time frame)

Share price appreciation + dividends

Completed Date: 8 Jul 2019 08:09:26 (MYT)

Dissemination Date: 8 Jul 2019 08:13:51 (MYT)

Sources for all charts and tables are AllianceDBS unless otherwise specified.

GENERAL DISCLOSURE/DISCLAIMER

This report is prepared by AllianceDBS Research Sdn Bhd ("AllianceDBS"). This report is solely intended for the clients of DBS Bank Ltd, its respective connected and associated corporations and affiliates only and no part of this document may be (i) copied, photocopied or duplicated in any form or by any means or (ii) redistributed without the prior written consent of AllianceDBS Research Sdn Bhd ("AllianceDBS").

The research set out in this report is based on information obtained from sources believed to be reliable, but we (which collectively refers to DBS Bank Ltd, its respective connected and associated corporations, affiliates and their respective directors, officers, employees and agents (collectively, the "DBS Group") have not conducted due diligence on any of the companies, verified any information or sources or taken into account any other factors which we may consider to be relevant or appropriate in preparing the research. Accordingly, we do not make any representation or warranty as to the accuracy, completeness or correctness of the research set out in this report. Opinions expressed are subject to change without notice. This research is prepared for general circulation. Any recommendation contained in this document does not have regard to the specific investment objectives, financial situation and the particular needs of any specific addressee. This document is for the information of addressees only and is not to be taken in substitution for the exercise of judgement by addressees, who should obtain separate independent legal or financial advice. The DBS Group accepts no liability whatsoever for any direct, indirect and/or consequential loss (including any claims for loss of profit) arising from any use of and/or reliance upon this document and/or further communication given in relation to this document. This document is not to be construed as an offer or a solicitation of an offer to buy or sell any securities. The DBS Group, along with its affiliates and/or persons associated with any of them may from time to time have interests in the securities mentioned in this document. The DBS Group, may have positions in, and may effect transactions in securities mentioned herein and may also perform or seek to perform broking, investment banking and other banking services for these companies.

Any valuations, opinions, estimates, forecasts, ratings or risk assessments herein constitutes a judgment as of the date of this report, and there can be no assurance that future results or events will be consistent with any such valuations, opinions, estimates, forecasts, ratings or risk assessments. The information in this document is subject to change without notice, its accuracy is not guaranteed, it may be incomplete or condensed, it may not contain all material information concerning the company (or companies) referred to in this report and the DBS Group is under no obligation to update the information in this report.

This publication has not been reviewed or authorized by any regulatory authority in Singapore, Hong Kong or elsewhere. There is no planned schedule or frequency for updating research publication relating to any issuer.

The valuations, opinions, estimates, forecasts, ratings or risk assessments described in this report were based upon a number of estimates and assumptions and are inherently subject to significant uncertainties and contingencies. It can be expected that one or more of the estimates on which the valuations, opinions, estimates, forecasts, ratings or risk assessments were based will not materialize or will vary significantly from actual results. Therefore, the inclusion of the valuations, opinions, estimates, forecasts, ratings or risk assessments described herein IS NOT TO BE RELIED UPON as a representation and/or warranty by the DBS Group (and/or any persons associated with the aforesaid entities), that:

- (a) such valuations, opinions, estimates, forecasts, ratings or risk assessments or their underlying assumptions will be achieved, and
- (b) there is any assurance that future results or events will be consistent with any such valuations, opinions, estimates, forecasts, ratings or risk assessments stated therein.

Please contact the primary analyst for valuation methodologies and assumptions associated with the covered companies or price targets.

Any assumptions made in this report that refers to commodities, are for the purposes of making forecasts for the company (or companies) mentioned herein. They are not to be construed as recommendations to trade in the physical commodity or in the futures contract relating to the commodity referred to in this report.

DBSVUSA, a US-registered broker-dealer, does not have its own investment banking or research department, has not participated in any public offering of securities as a manager or co-manager or in any other investment banking transaction in the past twelve months and does not engage in market-making.

ANALYST CERTIFICATION

The research analyst(s) primarily responsible for the content of this research report, in part or in whole, certifies that the views about the companies and their securities expressed in this report accurately reflect his/her personal views. The analyst(s) also certifies that no part of his/her compensation was, is, or will be, directly or indirectly, related to specific recommendations or views expressed in the report. The research analyst (s) primarily responsible for the content of this research report, in part or in whole, certifies that he or his associate¹ does not serve as an officer of the issuer or the new listing applicant (which includes in the case of a real estate investment trust, an officer of the management company of the real estate investment trust; and in the case of any other entity, an officer or its equivalent counterparty of the entity who is responsible for the management of the issuer or the new listing applicant) and the research analyst(s) primarily responsible for the content of this research report or his associate does not have financial interests² in relation to an issuer or a new listing applicant that the analyst reviews. DBS Group has procedures in place to eliminate, avoid and manage any potential conflicts of interests that may arise in connection with the production of research reports. The research analyst(s) responsible for this report operates as part of a separate and independent team to the investment banking function of the DBS Group and procedures are in place to ensure that confidential information held by either the research or investment banking function is handled appropriately. There is no direct link of DBS Group's compensation to any specific investment banking function of the DBS Group.

COMPANY-SPECIFIC / REGULATORY DISCLOSURES

1. DBS Bank Ltd, DBS HK, DBS Vickers Securities (Singapore) Pte Ltd ("DBSVS") or their subsidiaries and/or other affiliates do not have a proprietary position in the securities recommended in this report as of 31 May 2019
2. Neither DBS Bank Ltd nor DBS HK market makes in equity securities of the issuer(s) or company(ies) mentioned in this Research Report.

Compensation for investment banking services:

3. DBSVUSA does not have its own investment banking or research department, nor has it participated in any public offering of securities as a manager or co-manager or in any other investment banking transaction in the past twelve months. Any US persons wishing to obtain further information, including any clarification on disclosures in this disclaimer, or to effect a transaction in any security discussed in this document should contact DBSVUSA exclusively.


Disclosure of previous investment recommendation produced:

4. DBS Bank Ltd, DBS Vickers Securities (Singapore) Pte Ltd ("DBSVS"), their subsidiaries and/or other affiliates may have published other investment recommendations in respect of the same securities / instruments recommended in this research report during the preceding 12 months. Please contact the primary analyst listed in the first page of this report to view previous investment recommendations published by DBS Bank Ltd, DBS Vickers Securities (Singapore) Pte Ltd ("DBSVS"), their subsidiaries and/or other affiliates in the preceding 12 months.

¹ An associate is defined as (i) the spouse, or any minor child (natural or adopted) or minor step-child, of the analyst; (ii) the trustee of a trust of which the analyst, his spouse, minor child (natural or adopted) or minor step-child, is a beneficiary or discretionary object; or (iii) another person accustomed or obliged to act in accordance with the directions or instructions of the analyst.

² Financial interest is defined as interests that are commonly known financial interest, such as investment in the securities in respect of an issuer or a new listing applicant, or financial accommodation arrangement between the issuer or the new listing applicant and the firm or analysis. This term does not include commercial lending conducted at arm's length, or investments in any collective investment scheme other than an issuer or new listing applicant notwithstanding the fact that the scheme has investments in securities in respect of an issuer or a new listing applicant.

RESTRICTIONS ON DISTRIBUTION

General	This report is not directed to, or intended for distribution to or use by, any person or entity who is a citizen or resident of or located in any locality, state, country or other jurisdiction where such distribution, publication, availability or use would be contrary to law or regulation.
Australia	<p>This report is being distributed in Australia by DBS Bank Ltd, DBSVS or DBSV HK. DBS Bank Ltd holds Australian Financial Services Licence no. 475946.</p> <p>DBSVS and DBSV HK are exempted from the requirement to hold an Australian Financial Services Licence under the Corporation Act 2001 ("CA") in respect of financial services provided to the recipients. Both DBS Bank Ltd and DBSVS are regulated by the Monetary Authority of Singapore under the laws of Singapore, and DBSV HK is regulated by the Hong Kong Securities and Futures Commission under the laws of Hong Kong, which differ from Australian laws.</p> <p>Distribution of this report is intended only for "wholesale investors" within the meaning of the CA.</p>
Hong Kong	<p>This report has been prepared by an entity(ies) which is not licensed by the Hong Kong Securities and Futures Commission to carry on the regulated activity of advising on securities pursuant to the Securities and Futures Ordinance (Chapter 571 of the Laws of Hong Kong). This report is being distributed in Hong Kong and is attributable to DBS Bank (Hong Kong) Limited, a registered institution registered with the Hong Kong Securities and Futures Commission to carry on the regulated activity of advising on securities pursuant to the Securities and Futures Ordinance (Chapter 571 of the Laws of Hong Kong).</p> <p>For any query regarding the materials herein, please contact Carol Wu (Reg No. AH8283) at dbsvhk@dbs.com</p>
Indonesia	This report is being distributed in Indonesia by PT DBS Vickers Sekuritas Indonesia.
Malaysia	<p>This report is distributed in Malaysia by AllianceDBS Research Sdn Bhd ("ADBSR"). Recipients of this report, received from ADBSR are to contact the undersigned at 603-2604 3333 in respect of any matters arising from or in connection with this report. In addition to the General Disclosure/Disclaimer found at the preceding page, recipients of this report are advised that ADBSR (the preparer of this report), its holding company Alliance Investment Bank Berhad, their respective connected and associated corporations, affiliates, their directors, officers, employees, agents and parties related or associated with any of them may have positions in, and may effect transactions in the securities mentioned herein and may also perform or seek to perform broking, investment banking/corporate advisory and other services for the subject companies. They may also have received compensation and/or seek to obtain compensation for broking, investment banking/corporate advisory and other services from the subject companies.</p> <p style="text-align: right;">  Wong Ming Tek, Executive Director, ADBSR </p>
Singapore	This report is distributed in Singapore by DBS Bank Ltd (Company Regn. No. 196800306E) or DBSVS (Company Regn No. 198600294G), both of which are Exempt Financial Advisers as defined in the Financial Advisers Act and regulated by the Monetary Authority of Singapore. DBS Bank Ltd and/or DBSVS, may distribute reports produced by its respective foreign entities, affiliates or other foreign research houses pursuant to an arrangement under Regulation 32C of the Financial Advisers Regulations. Where the report is distributed in Singapore to a person who is not an Accredited Investor, Expert Investor or an Institutional Investor, DBS Bank Ltd accepts legal responsibility for the contents of the report to such persons only to the extent required by law. Singapore recipients should contact DBS Bank Ltd at 6327 2288 for matters arising from, or in connection with the report.

Sunway Construction Group

Thailand	This report is being distributed in Thailand by DBS Vickers Securities (Thailand) Co Ltd.
United Kingdom	<p>This report is produced by AllianceDBS Research Sdn Bhd which is regulated by the Securities Commission Malaysia.</p> <p>This report is disseminated in the United Kingdom by DBS Vickers Securities (UK) Ltd, ("DBSVUK"). DBSVUK is authorised and regulated by the Financial Conduct Authority in the United Kingdom.</p> <p>In respect of the United Kingdom, this report is solely intended for the clients of DBSVUK, its respective connected and associated corporations and affiliates only and no part of this document may be (i) copied, photocopied or duplicated in any form or by any means or (ii) redistributed without the prior written consent of DBSVUK. This communication is directed at persons having professional experience in matters relating to investments. Any investment activity following from this communication will only be engaged in with such persons. Persons who do not have professional experience in matters relating to investments should not rely on this communication.</p>
Dubai International Financial Centre	This research report is being distributed by DBS Bank Ltd., (DIFC Branch) having its office at units 608 - 610, 6 th Floor, Gate Precinct Building 5, PO Box 506538, DIFC, Dubai, United Arab Emirates. DBS Bank Ltd., (DIFC Branch) is regulated by The Dubai Financial Services Authority. This research report is intended only for professional clients (as defined in the DFSA rulebook) and no other person may act upon it.
United Arab Emirates	This report is provided by DBS Bank Ltd (Company Regn. No. 196800306E) which is an Exempt Financial Adviser as defined in the Financial Advisers Act and regulated by the Monetary Authority of Singapore. This report is for information purposes only and should not be relied upon or acted on by the recipient or considered as a solicitation or inducement to buy or sell any financial product. It does not constitute a personal recommendation or take into account the particular investment objectives, financial situation, or needs of individual clients. You should contact your relationship manager or investment adviser if you need advice on the merits of buying, selling or holding a particular investment. You should note that the information in this report may be out of date and it is not represented or warranted to be accurate, timely or complete. This report or any portion thereof may not be reprinted, sold or redistributed without our written consent.
United States	This report was prepared by AllianceDBS Research Sdn Bhd ("AllianceDBS"). DBSVUSA did not participate in its preparation. The research analyst(s) named on this report are not registered as research analysts with FINRA and are not associated persons of DBSVUSA. The research analyst(s) are not subject to FINRA Rule 2241 restrictions on analyst compensation, communications with a subject company, public appearances and trading securities held by a research analyst. This report is being distributed in the United States by DBSVUSA, which accepts responsibility for its contents. This report may only be distributed to Major U.S. Institutional Investors (as defined in SEC Rule 15a-6) and to such other institutional investors and qualified persons as DBSVUSA may authorize. Any U.S. person receiving this report who wishes to effect transactions in any securities referred to herein should contact DBSVUSA directly and not its affiliate.
Other jurisdictions	In any other jurisdictions, except if otherwise restricted by laws or regulations, this report is intended only for qualified, professional, institutional or sophisticated investors as defined in the laws and regulations of such jurisdictions.

Sunway Construction Group

DBS Regional Research Offices

HONG KONG

DBS (Hong Kong) Ltd

Contact: Carol Wu
13th Floor One Island East,
18 Westlands Road,
Quarry Bay, Hong Kong
Tel: 852 3668 4181
Fax: 852 2521 1812
e-mail: dbsvhk@dbs.com

THAILAND

DBS Vickers Securities (Thailand) Co Ltd

Contact: Chanpen Sirithanarattanakul
989 Siam Piwat Tower Building,
9th, 14th-15th Floor
Rama 1 Road, Pathumwan,
Bangkok Thailand 10330
Tel: 66 2 857 7831
Fax: 66 2 658 1269
e-mail: research@th.dbs.com
Company Regn. No 0105539127012
Securities and Exchange Commission, Thailand

MALAYSIA

AllianceDBS Research Sdn Bhd

Contact: Wong Ming Tek (128540 U)
19th Floor, Menara Multi-Purpose,
Capital Square,
8 Jalan Munshi Abdullah 50100
Kuala Lumpur, Malaysia.
Tel.: 603 2604 3333
Fax: 603 2604 3921
e-mail: general@alliancedbs.com

INDONESIA

PT DBS Vickers Sekuritas (Indonesia)

Contact: Maynard Priajaya Arif
DBS Bank Tower
Ciputra World 1, 32/F
Jl. Prof. Dr. Satrio Kav. 3-5
Jakarta 12940, Indonesia
Tel: 62 21 3003 4900
Fax: 6221 3003 4943
e-mail: research@id.dbsvickers.com

SINGAPORE

DBS Bank Ltd

Contact: Janice Chua
12 Marina Boulevard,
Marina Bay Financial Centre Tower 3
Singapore 018982
Tel: 65 6878 8888
Fax: 65 65353 418
e-mail: equityresearch@dbs.com
Company Regn. No. 196800306E